




## **UG5000W, SOLVENTBORNE AND WATERBORNE SPRAY GUN CLEANER**



*The UG5000W  
cleans all spray guns in  
the shop. Guns spraying  
solventborne primers, clears  
and colours are cleaned in  
the left tank. Guns spraying  
waterborne base coat are  
cleaned in the right tank.*



### **SOLVENTBORNE SPRAY GUN CLEANING**

#### **Automatic Cleaning**

- 14 L (3.7 gal) of wash solvent is pumped through 14 jets to flush the fluid passage and exterior of 2 spray guns in under 1 minute. A final rinse of 100 cc of clean solvent and air flush completes automatic cleaning.
- Automatic Cleaning is **faster** than cleaning by hand, allowing more cars to be painted each day.
- Automatic Cleaning provides a **consistent result** as opposed to cleaning by hand.
- Additional manual cleaning, when required, is provided by a flow-through brush. Solvent flow is activated by a foot pedal.

**AUTOMATIC CLEANING IS CONSISTENT AND FAST.**

### **WATERBORNE SPRAY GUN CLEANING**

#### **Manual Cleaning**

- Waterborne spray guns are cleaned effectively with 3 cleaning tools.
- **Wash gun** delivers high pressure water to flush the fluid passage in under 15 seconds. (See photo on back page)
- **Flow-through brush** removes paint from the outside of the spray gun.
- **Air gun** dries the spray gun.
- The cleaning power of water is enhanced by the addition of AQUA-KLEEN, Uni-ram's cleaner.
- The used water can be recovered and reused reducing waste water consumption and disposal costs, it is a "Green"



**CLEANING TOOLS EFFECTIVELY CLEAN SPRAY GUNS.**

# UG5000W, SOLVENTBORNE AND WATERBORNE SPRAY GUN CLEANER


## SOLVENTBORNE SPRAY GUN CLEANING

- Automatic cleaning greatly reduces the Painter's exposure to solvent for a **healthier environment**. Spray guns are cleaned with solvent in an enclosed tank; the operation is "Hands Free". The vent automatically extracts fumes when the lid is raised. If the lid is accidentally raised during cleaning, the operation stops, to prevent solvent exposure.
- Wash solvent is reused until dirty, reducing solvent consumption, a "Green" approach. Wash solvent can also be recycled in a Uni-ram solvent recycler then reused.

### Features

- Top loading; cleans 2 guns.
- Automatic cleaning cycle consists of wash, clean rinse and air flush.
- Powered by Uni-ram's dual diaphragm pump, 12 L per minute (3.7 gal per minute) capacity.
- The air plug (see photo below) with air flow prevents solvent from entering the air passage of the spray gun during cleaning.
- Cleaning tank and delivery tubes are constructed from 304 grade stainless steel for long life.

### Spray Guns in Position for Automatic Cleaning



10 CM (4") DUAL DIA-  
PHRAGM PUMP, 12 L/MIN



## WATERBORNE SPRAY GUN CLEANING

### Features

- Stainless steel cleaning tank for long life.
- Wash gun and brush are powered by Uni-ram's 5 cm (2") dual diaphragm pump.


### "Green" Water Recovery System

- The used water is treated with Uni-ram's flocculating agent, **COAG-KLEEN FP** granules, then filtered. **COAG-KLEEN FP** causes the waste paint to clump at the surface of the water. The filter captures the waste paint, allowing the clean water to pass to the capture bucket.
- Used water can be reclaimed up to 8 times reducing consumption and disposal costs, *it is a "Green" approach.*

### UG5000W Common Features

- CE Approved.
- Complete with pressure regulator. Minimum air pressure is 6 bar (85 psi).
- Dimensions: 119 cm w x 43 cm d x 117 cm h  
Dimensions: 47" w x 17" d x 46" h  
Weight: 77 kg (170 lb)

### Flushing the Fluid Passage of the Spray Gun



AQUA-KLEEN  
(102-8200)

COAG-KLEEN  
(102-8300)



Uni-ram Corporation  
381 Bentley Street,  
Markham ON  
L3R 9T2

Tel. 1-800-417-9133  
Fax 905-477-8922  
email sales@uniram.com  
www.uniram.com

May 2018